



IECEX Certificate of Conformity

INTERNATIONAL ELECTROTECHNICAL COMMISSION IEC Certification System for Explosive Atmospheres

for rules and details of the IECEx Scheme visit www.iecex.com

Certificate No.: **IECEX SEV 20.0018X** Page 1 of 4 Certificate history:
Status: **Current** Issue No: 1 Issue 0 (2020-08-13)
Date of Issue: 2020-10-07
Applicant: **STS Sensor Technik Sirmach**
Rütihofstrasse 8
8370 Sirmach AG
Switzerland
Equipment: **Pressure transmitter Type PTM.MT/N/Ex, PTM.MT/Ex**
Optional accessory: —
Type of Protection: **ia**
Marking: For transmitter with cable outlet of metallic connector:
Ex ia IIC T6...T4 Ga
Ex ia IIIC T200 125°C Da

For all other transmitter:
Ex ia IIB T6...T4 Gb
Ex ia IIIC T200 125°C Da



Approved for issue on behalf of the IECEx
Certification Body:

Martin Plüss

Position:

Manager Product Certification

Signature:
(for printed version)

Date:

2020-10-07

1. This certificate and schedule may only be reproduced in full.
2. This certificate is not transferable and remains the property of the issuing body.
3. The Status and authenticity of this certificate may be verified by visiting www.iecex.com or use of this QR Code.



Certificate issued by:

Eurofins Electric & Electronic Product Testing AG
Luppenstrasse 3
CH-8320 FEHRALTORF
Switzerland



E&E



IECEX Certificate of Conformity

Certificate No.: **IECEX SEV 20.0018X**

Page 2 of 4

Date of issue: 2020-10-07

Issue No: 1

Manufacturer: **STS Sensor Technik Sirmach**
Rüthhofstrasse 8
8370 Sirmach AG
Switzerland

Additional
manufacturing
locations:

This certificate is issued as verification that a sample(s), representative of production, was assessed and tested and found to comply with the IEC Standard list below and that the manufacturer's quality system, relating to the Ex products covered by this certificate, was assessed and found to comply with the IECEx Quality system requirements. This certificate is granted subject to the conditions as set out in IECEx Scheme Rules, IECEx 02 and Operational Documents as amended

STANDARDS :

The equipment and any acceptable variations to it specified in the schedule of this certificate and the identified documents, was found to comply with the following standards

IEC 60079-0:2017 Explosive atmospheres - Part 0: Equipment - General requirements
Edition:7.0

IEC 60079-11:2011 Explosive atmospheres - Part 11: Equipment protection by intrinsic safety "I"
Edition:6.0

This Certificate **does not** indicate compliance with safety and performance requirements other than those expressly included in the Standards listed above.

TEST & ASSESSMENT REPORTS:

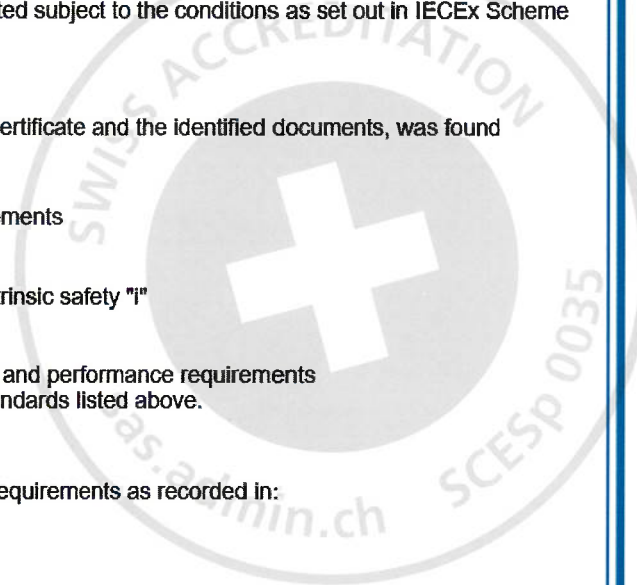
A sample(s) of the equipment listed has successfully met the examination and test requirements as recorded in:

Test Report:

CH/SEV/ExTR20.0021/01

Quality Assessment Report:

CH/SEV/QAR10.0001/04





IECEX Certificate of Conformity

Certificate No.: **IECEX SEV 20.0018X**

Page 3 of 4

Date of issue: 2020-10-07

Issue No: 1

EQUIPMENT:

Equipment and systems covered by this Certificate are as follows:

Pressure transmitter

Type: PTM.MT/N/Ex, PTM.MT/Ex

The sensor contains two independent electrical circuits; pressure sensor and temperature sensor. The circuits are separated on the PCB. The temperature is measured with a PT100, which is a simple apparatus.


The sensor is delivered with a mounted cable. The cable is shielded and the shield is directly connected to the sensor housing. The cable output is connected to a control unit (zener barrier) which contains the electrically limiting parts of the systems. The product is used as a liquid level transmitter.

More information see Annexe

SPECIFIC CONDITIONS OF USE: YES as shown below:

For details concerning the admissible ambient temperatures and temperature classes please refer to the user's manual.

The probe with titanium enclosure must be installed protected against impact and friction.





IECEX Certificate of Conformity

Certificate No.: **IECEX SEV 20.0018X**

Page 4 of 4

Date of issue: 2020-10-07

Issue No: 1

DETAILS OF CERTIFICATE CHANGES (for issues 1 and above)

Correction of ratings

Annex:

IECEX SEV 20.0018X Annexe i1.pdf



Annexe to: IECEx SEV 20.0018X

Issue No.: 1

page 1 of 2

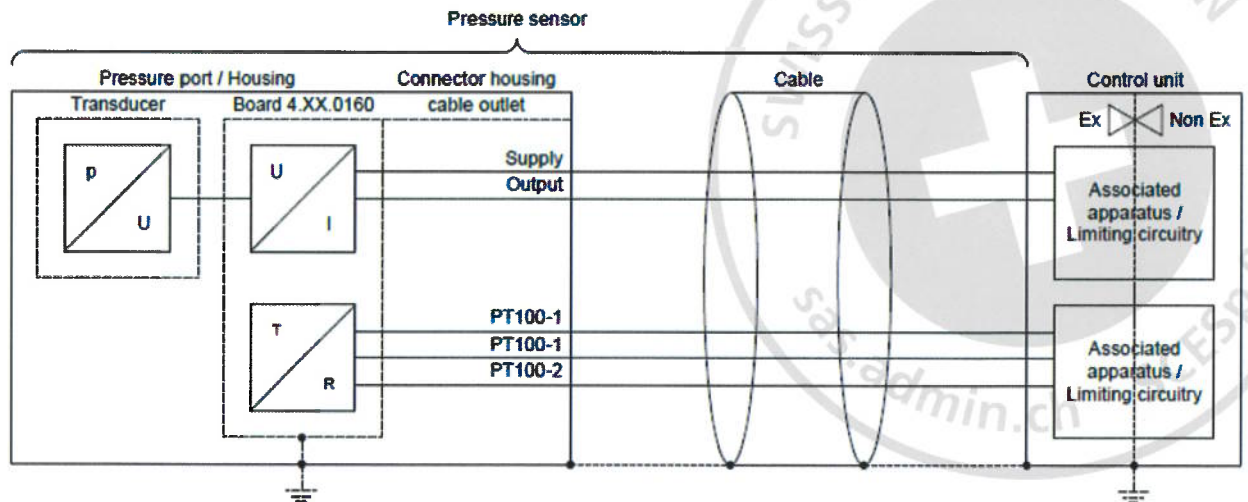
Applicant Name: STS Sensor Technik Sirmach AG
 Rütihofstrasse 8, 8370 Sirmach, SWITZERLAND

Electrical Apparatus: Pressure transmitter

Detailed Type reference:

The sensor contains two independent electrical circuits; pressure sensor and temperature sensor. The circuits are separated on the PCB. The temperature is measured with a PT100, which is a simple apparatus.

The sensor is delivered with a mounted cable. The cable is shielded and the shield is directly connected to the sensor housing. The cable output is connected to a control unit (zener barrier) which contains the electrically limiting parts of the systems. The product is used as a liquid level transmitter.



Eurofins Electric & Electronic Product Testing AG
 Swiss Certification Body

Annexe to: IECEX SEV 20.0018X
Issue No.: 1
 page 2 of 2

Marking:

 For transmitter with cable outlet of metallic connector:
 Ex ia IIC T6...T4 Ga
 Ex ia IIIC T200 125°C Da

 For all other transmitter:
 Ex ia IIB T6...T4 Gb
 Ex ia IIIC T200 125°C Da

Ambient temperature range:

For Gas application:

Temperature Class	Ambient temperature	Medium temperature
T6	$-20\text{ °C} \leq T_{amb} \leq 50\text{ °C}$	$-20\text{ °C} \leq T \leq 50\text{ °C}$
T4	$-20\text{ °C} \leq T_{amb} \leq 100\text{ °C}$	$-20\text{ °C} \leq T \leq 100\text{ °C}$

For dust application:

Ambient temperature	Maximum surface temperature
$-20\text{ °C} \leq T_{amb} \leq 85\text{ °C}$	125 °C

Ratings:

Pressure transmitter circuit (+Vin, Pout)

 In type of protection intrinsically safe: Ex ia IIC, Ex ia IIIC
 only to connect to an certified intrinsically safe circuit:
 Maximum ratings:

 $U_j \leq 30\text{ V}$
 $I_j \leq 150\text{ mA}$
 $P_j \leq 0.70\text{ W}$
 $C_j = 33.4\text{ nF}$
 $L_j = 0$

PT100 circuit (+T, -T)

 In type of protection intrinsically safe: Ex ia IIC, Ex ia IIIC
 only to connect to an certified intrinsically safe circuit:
 Maximum ratings:

 $U_j \leq 20\text{ V}$
 $I_j \leq 320\text{ mA}$
 $P_j \leq 0.1\text{ W}$
 $C_j = 0$
 $L_j = 0$